


TOTALTUBE® T8 G3 UL TYPE A+B BALLAST COMPATIBLE & LINE VOLTAGE



a TOTALLY perfect tube

THE TOTALTUBE T8 G3 IS OUR LATEST GENERATION OF LED TUBE WHICH BUILDS ON OUR PREVIOUS G1 AND G2 MODELS. THE PERFECT "TOTAL" LED TUBE SOLUTION: LOW COST, HIGH EFFICACY, BEAUTIFUL ILLUMINATION AND VERSATILE WITH 2 DIFFERENT METHODS OF INSTALLATION.



new
copolymer
nano lens
material

provides the
safest possible
installation

NEW HIGH PERFORMANCE NANO LENS MATERIAL

Manufactured from a plastic and glass copolymer. Higher transmission rate, more uniform illumination and increased rigidity compared with plastic lenses without the breakage issues of an all glass tube.

2 METHODS OF INSTALLATION

- UL Type A: plug & play compatible with almost all fluorescent ballasts (see ballast compatibility guide for more details).
- UL Type B Double-End 120-277V: ballast bypass installation using non-shunted or shunted sockets with power applied to both ends of the tube.



SHUNTED



NON SHUNTED

NEW 135LPW EFFICACY

Improved driver design, higher efficiency LED chips and high performance NANO lens.

NEW WIDE 240° BEAM ANGLE

Perfect for either direct or direct/indirect applications.

PLEASE NOTE: When installing an LED tube with an existing or new fluorescent ballast, always confirm that: (1) the ballast is compatible with the LED tube by checking the ballast compatibility guide (2) the lamp holders utilized and the wiring diagram are correct for that specific fluorescent ballast, by checking the fluorescent ballast installation guide (for example, DO NOT use non-shunted sockets on instant-start ballasts (3) the lamp holders are in good working condition and are making contact with all of the LED tube pins (for example, DO NOT install an LED tube in a loose lamp holder where there is a visible air gap between the end of the LED tube and the lamp holder) so that there is no risk of arcing.

NEW G3 SMARTSENSE-TLED INTELLIGENT SAFETY SYSTEM

Faster installation with our new switch-less technology. This safety system prevents any risk of electricity flowing from one end of the tube and also prevents against "socket to lamp pin" electrical arcing.

AVAILABLE IN 2FT, 3FT, 4FT & UBEND SIZES

Available in multiple CCTs. Available in standard and HO outputs for the 4ft model only. UBend available in 2 widths.

SUITABLE FOR DRY & DAMP LOCATIONS

UL CLASSIFIED RETROFIT KIT LISTED AND DLC QPL LISTED
(See ordering guide for DLC QPL part numbers)

5 YEAR STANDARD WARRANTY, L70 >100,000HRS

OPTIONAL "BAA" BUY AMERICA ACT

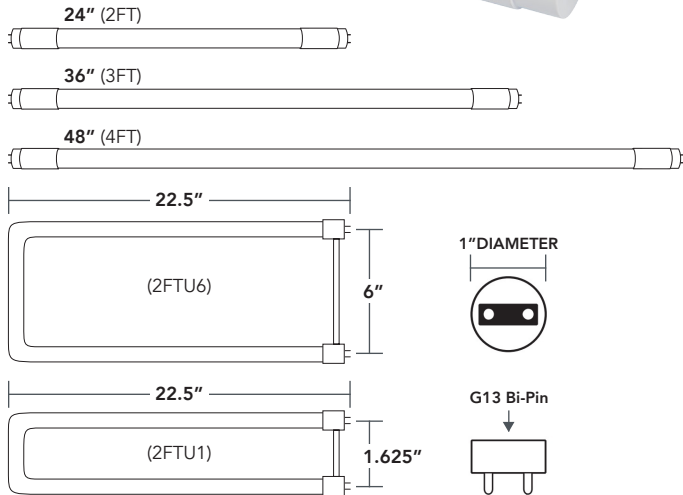
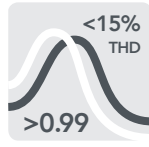
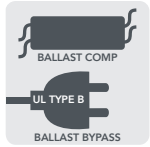
Compliant models available, assembled in our state-of-the-art Middleton, MA assembly center. (BAA SECTION 1605 COMPLIANT)

03.01.18 Information is subject to change without notice.

RemPhos • 877.997.3674 • www.remphos.com
30 Log Bridge Road • Building 200 • Middleton, MA 01949 • USA

RemPhos
lighting on target

TOTALTUBE® T8 G3 UL TYPE A+B BALLAST COMPATIBLE & LINE VOLTAGE



2 METHODS OF INSTALLATION (UL TYPE A+B)

NEW WIDE 240° BEAM ANGLE

NEW G3 SMARTSENSE-TLED INTELLIGENT SAFETY SYSTEM

AVAILABLE IN 2FT, 3FT AND 4FT LENGTHS & UBEND SIZES

SUITABLE FOR DRY & DAMP LOCATIONS

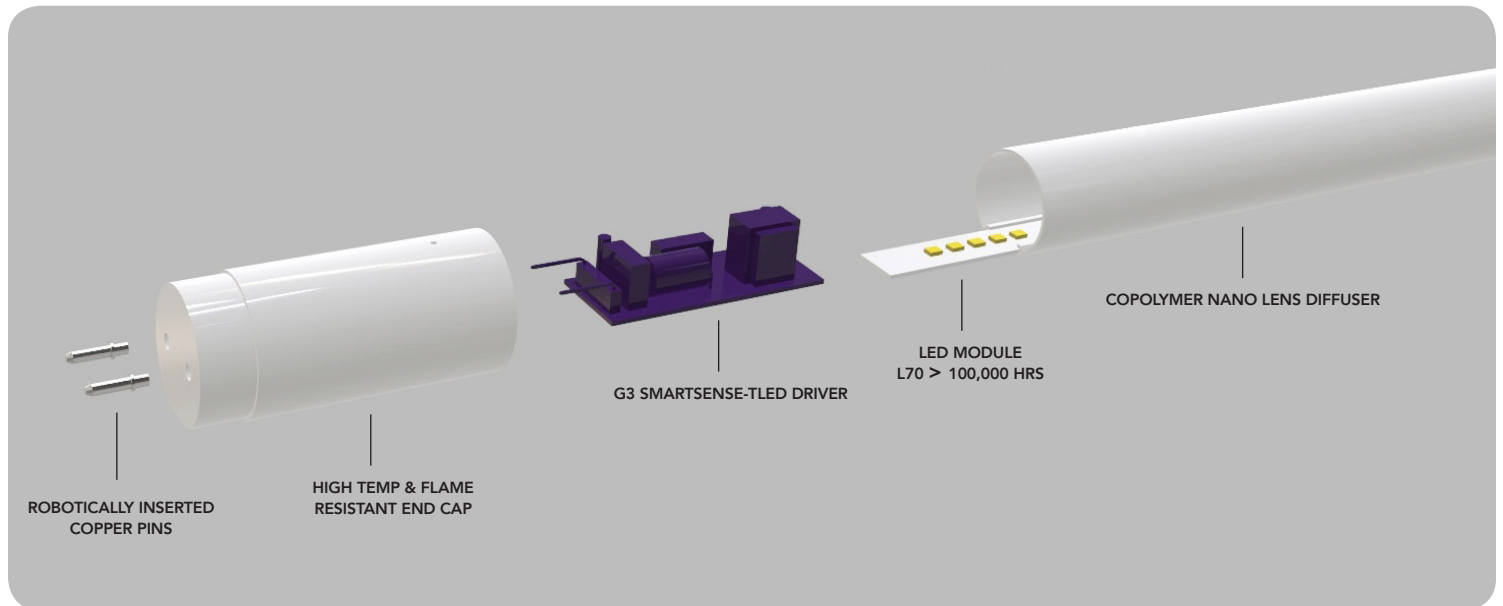
UL CLASSIFIED RETROFIT KIT LISTED AND DLC QPL LISTED

5 YEAR STANDARD WARRANTY, L70 >100,000HRS

OPTIONAL "BAA" BUY AMERICA ACT

NEW HIGH PERFORMANCE NANO LENS MATERIAL

NEW 135LPW EFFICACY DUE TO IMPROVED DRIVER DESIGN, HIGHER EFFICIENCY LED CHIPS AND HIGH PERFORMANCE NANO LENS.



03.01.18 Information is subject to change without notice.

RemPhos • 877.997.3674 • www.remphos.com
30 Log Bridge Road • Building 200 • Middleton, MA 01949 • USA

RemPhos
lighting on target

TOTALTUBE® T8 G3 UL TYPE A+B BALLAST COMPATIBLE & LINE VOLTAGE



PART NUMBER BUILDER

MFR	FAMILY	PRODUCT	GEN	SIZE	COLOR	VERSION	BAA
RPT	B	TOTALTUBE-T8	G3			A	

2FT
3FT
4FT
4FTHO
2FTU1
2FTU6

830=3000K/85CRI
835=3500K/85CRI
840=4000K/85CRI
850=5000K/85CRI

BLANK=NON-BAA
BAA=BAA SECTION
1605 COMPLIANT

ORDERING EXAMPLE

RPT-B-TOTALTUBE-T8-G3-2FT-830-A

ORDERING GUIDE

CASE QTY	ENERGY STAR	DLC	PART #	UL TYPE B (LINE VOLTAGE)		VOLTAGE RANGE (VAC)	WARRANTY (YRS)	TRADITIONAL EQUIVALENT
				LUMEN OUTPUT (LM)	WATTAGE (W)			
42		●	RPT-B-TOTALTUBE-T8-G3-2FT-8XX-A	1350	10	120-277	5	17W FL
42			RPT-B-TOTALTUBE-T8-G3-3FT-8XX-A	1350	10	120-277	5	25W FL
42		●	RPT-B-TOTALTUBE-T8-G3-4FT-8XX-A	1860	12	120-277	5	32W FL
42		●	RPT-B-TOTALTUBE-T8-G3-4FTHO-8XX-A	1980	15	120-277	5	32W FL
10			RPT-B-TOTALTUBE-T8-G3-2FTU1-8XX-A	1950	15	120-277	5	32W FL
10			RPT-B-TOTALTUBE-T8-G3-2FTU6-8XX-A	1950	15	120-277	5	32W FL

● DLC STANDARD ▲ DLC PREMIUM

SYSTEM POWER AND LUMINOUS FLUX INFORMATION (WITH A BALLAST)

PART #	AVERAGE SYSTEM POWER (W)			AVERAGE LAMP FLUX (LM)		
	LOW BF (0.77)	NORMAL BF (0.88)	HIGH BF (1.18)	LOW BF (0.77)	NORMAL BF (0.88)	HIGH BF (1.18)
RPT-B-TOTALTUBE-T8-G3-2FT-8XX-A	9.2	10.5	12.5	1150	1350	1500
RPT-B-TOTALTUBE-T8-G3-3FT-8XX-A	9.2	10.5	12.5	1150	1350	1500
RPT-B-TOTALTUBE-T8-G3-4FT-8XX-A	12.5	15.5	16.5	1500	1860	1980
RPT-B-TOTALTUBE-T8-G3-4FTHO-8XX-A	14.2	16.5	17.8	1704	1980	2136
RPT-B-TOTALTUBE-T8-G3-2FTU1-8XX-A	12.5	15.5	16.5	1350	1700	1850
RPT-B-TOTALTUBE-T8-G3-2FTU6-8XX-A	12.5	15.5	16.5	1350	1700	1850

NOTE The average system power is calculated by measuring the average system wattage for a single LED tube including the ballast. Average system power was measured at 120V and 277V with multiple ballasts from Philips, Osram, GE, Keystone, Sunpark, Howard.

ACCESSORIES

PART #	DESCRIPTION	INPUT VOLTAGE (V AC)	FLUX OUTPUT (LM)	EST. EMG. RUN TIME (MIN)
RPT-ACCESSORY-EMGKIT-HS1-500LM	UL Classified Emergency Kit	120-277	500	145
RPT-ACCESSORY-EMGKIT-HS1-1000LM	UL Classified Emergency Kit	120-277	1000	145

DIMMING AND EMERGENCY OPERATION GUIDE

	UL TYPE A	UL TYPE B
DIMMABILITY	Not recommended (use RemPhos BCTUBE T8 G3)	NO
EMERGENCY OPERATION	YES (see ballast compatibility guide)	See accessories above for EMG Kit

03.01.18 Information is subject to change without notice.

RemPhos • 877.997.3674 • www.remphos.com
30 Log Bridge Road • Building 200 • Middleton, MA 01949 • USA

RemPhos
lighting on target